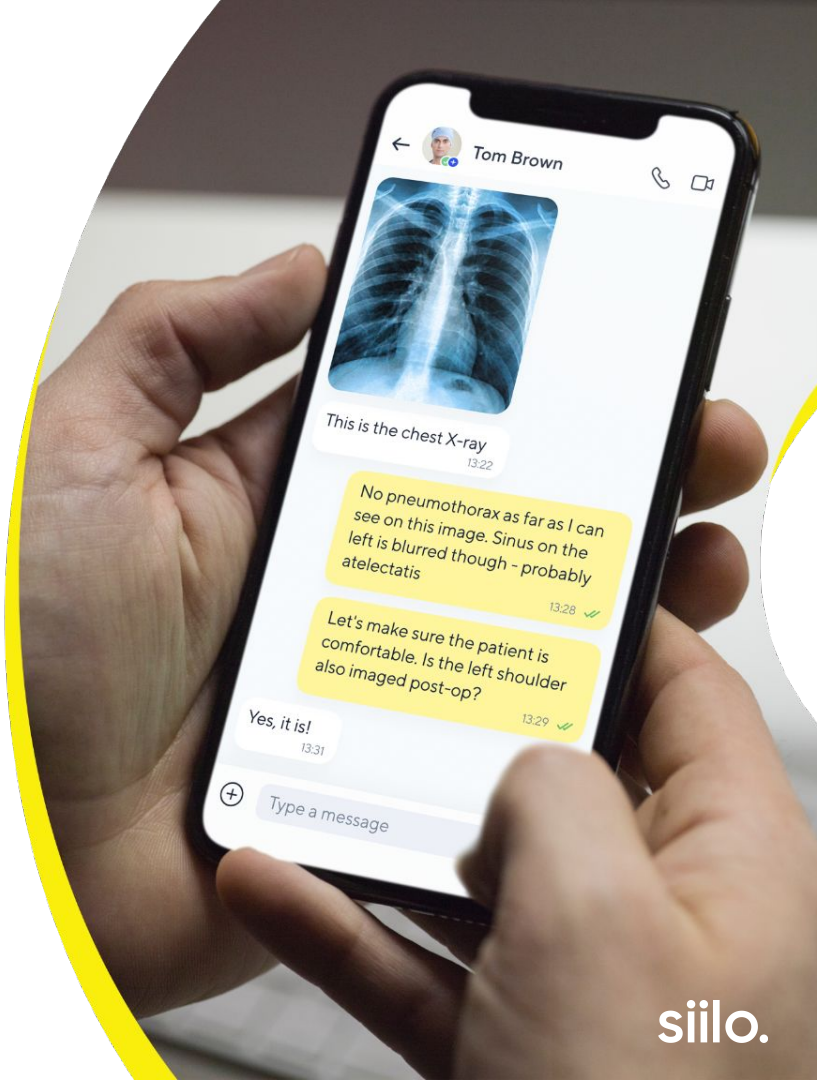


Welcome to Siilo Messenger

Feature & Benefits Overview



siilo.

How to use this document

The Siilo Feature & Benefits Overview is not a manual but a quick review of what's possible with Siilo.

This document provides a look at the many features built to help you communicate with colleagues in a secure and compliant way.

If you are interested in receiving a step-by-step manual to share in your organisation, please get in touch with us!

Table of contents

- 1 Installation & Registration
- 2 Quick Launch Menu
- 3 Tab Bar Menu

- 4 Handy Features
- 5 Settings
- 6 Security

1 Install and Register

1

Download the app

Visit your device app store
and download Siilo

2

Register your information

Complete the
registration process

3

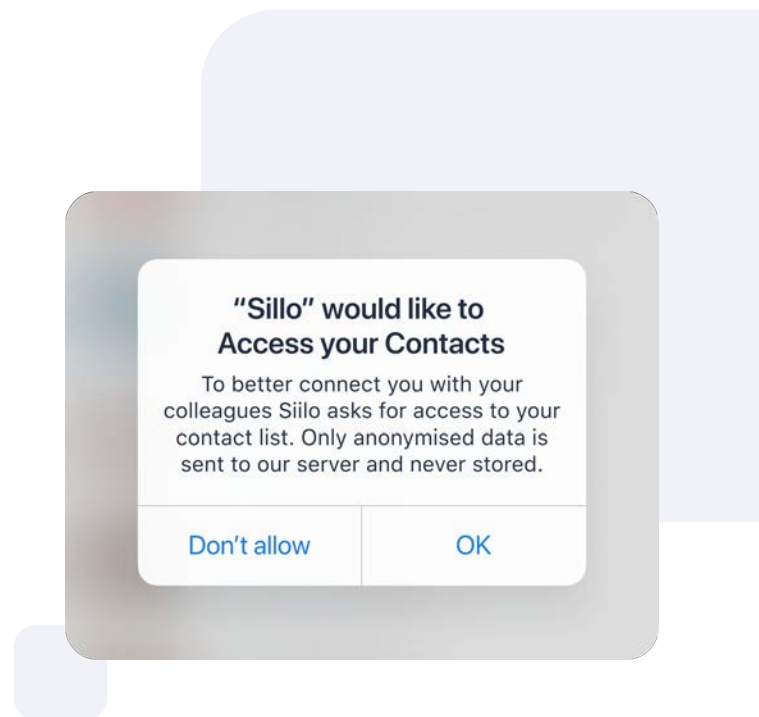
Get verified

Confirm your identity and
medical certifications

Access address book

During registration, you have the option to give Siilo access to your device's address book. Doing this will automatically connect you with contacts who are already active on Siilo and increase your visibility and connections.

Siilo does not store the contact information in your address book.



Verification

All users who go through our verification process are verified according to their identity and, if applicable, their medical registration number. Upon completion of this process, your verification status will be visible on your profile. You can get started by tapping the card on your Profile.

For more detailed information and instructions on how to get verified, visit our page about [Verification](#).



**Medical registration
verified**



Identity verified

② Quick Launch Menu



Quick Launch Menu

Access key Siilo features immediately

Connect with Colleague



Connect with Colleague: Immediately connect with colleagues by sharing your personal QR code via SMS, email, or messenger.

Scan QR code



Scan QR code: Access more of Siilo by scanning QR codes linked to access Siilo Web, join organisations, and make connections.

Open Secure Camera



Open Secure Camera: Take photos and videos directly within Siilo, where they are stored, secure and separate from personal content.

New Group Chat



New Group Chat: Gather colleagues to discuss specific topics, arrange shifts, manage handovers, post patient cases, and more.

New Chat



New Chat: Contact a colleague in your clinic or institution, or connect with experts you've always wanted to meet.



Connect with a Colleague

Invite colleagues to connect with you on Siilo by sharing your unique QR code via email, SMS, or messenger. They will be prompted to download Siilo if they are not already registered on the app. Colleagues can also scan this code in person to connect immediately.



Ashley Hamilton

Orthopedic Surgeon



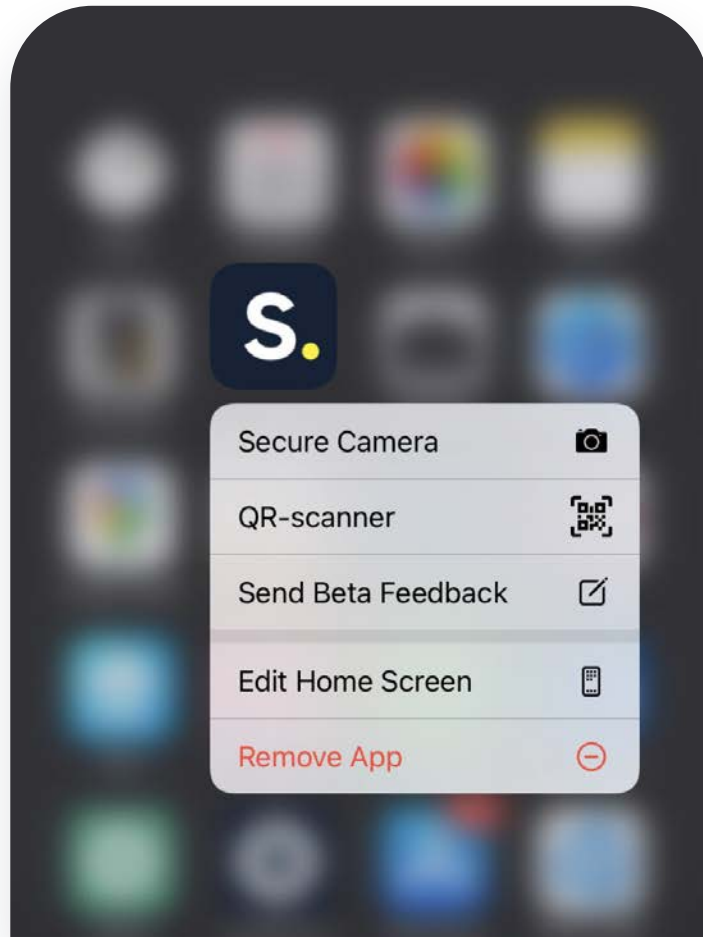
<https://app-siilo.com/qr/Ow1j929a>



Share link

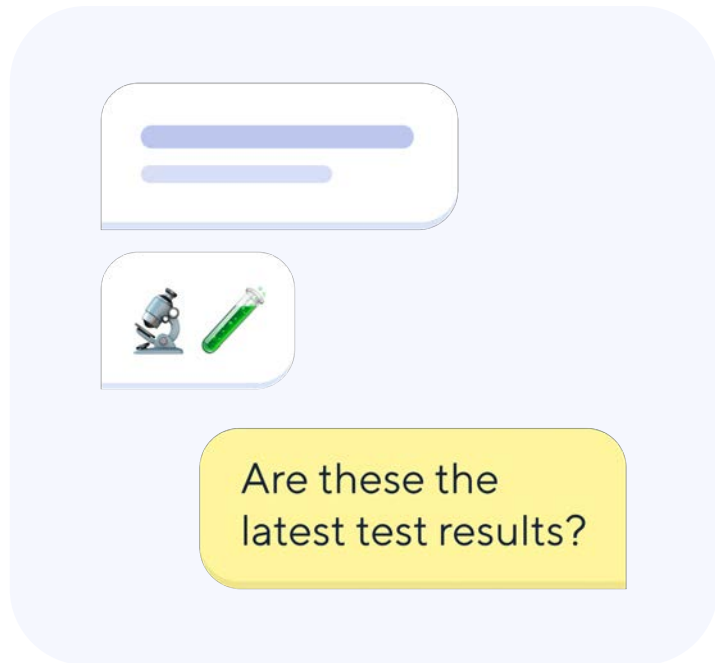
Secure Camera

Ensure that your personal and work media are always separate by taking photos and video through the Secure Camera. This content saves into Siilo and can be found in your **Siilo Media**.



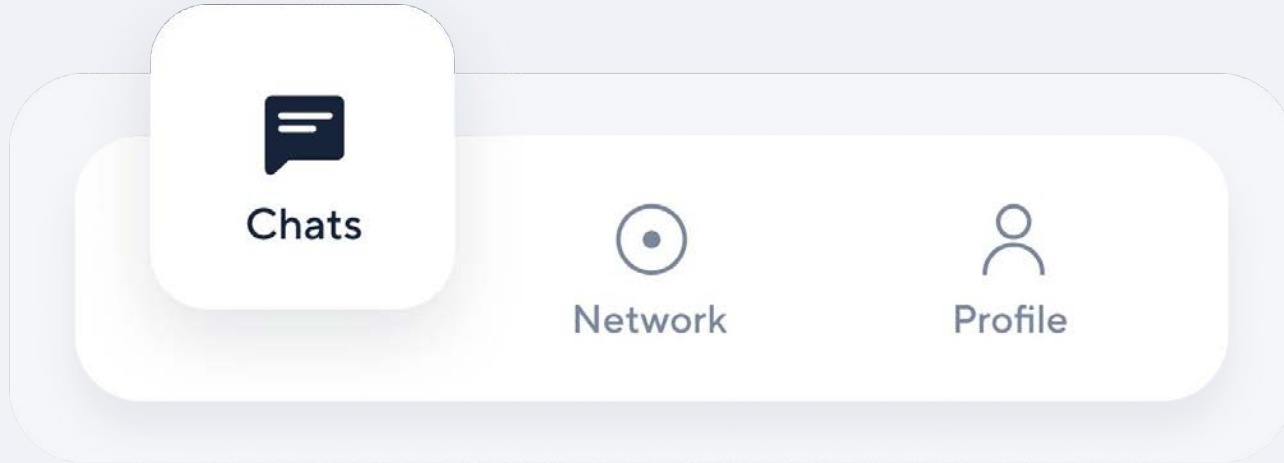
Start a chat

Exchanging messages over Siilo is secure, compliant, and as easy as any other messenger. You can get in touch with a colleague for direct messaging, or form groups so that all the right people are involved in your discussions, all without ever having to exchange personal details.



3 Tab Bar Menu

Chats tab





Chats

Chats tab

Connect with your colleagues

① Search

Search for specific messages, contacts, and conversations in your chats.

② Notifications

A newly received message is highlighted with a red badge.

③ Quick Launch button

Access Siilo's key features straight away by tapping here.

Leave, Delete, Mark as Unread, Keep & Mute

These features differ in location on iOS and Android devices, but are explained more thoroughly in the pages below.

Chats

①

Search



Anna Jagger

14:54

Morning! Thanks for letting me know

②



David Williams

14:33

Let me look into this. I'll get back to..

①



Helena Mercer

13:34

✓ On my way!! 🚗



Sandra Fischer

10:27

Sure thing! I'll make the edits now.



Alan Franklin

10:01

✓ Maybe later. Text me after y



Cody Fitzgerald

09:16

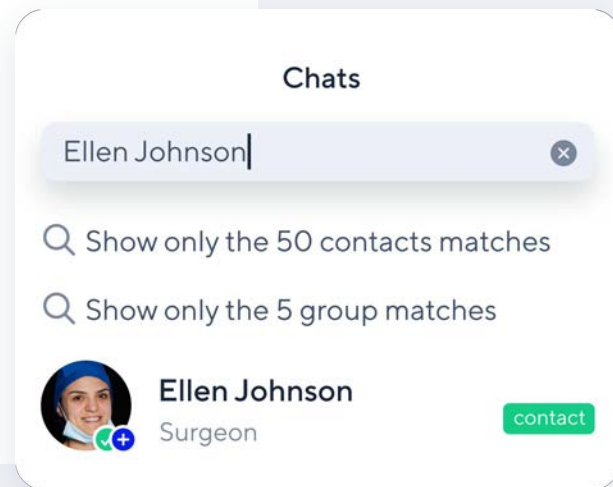


③

Global Search

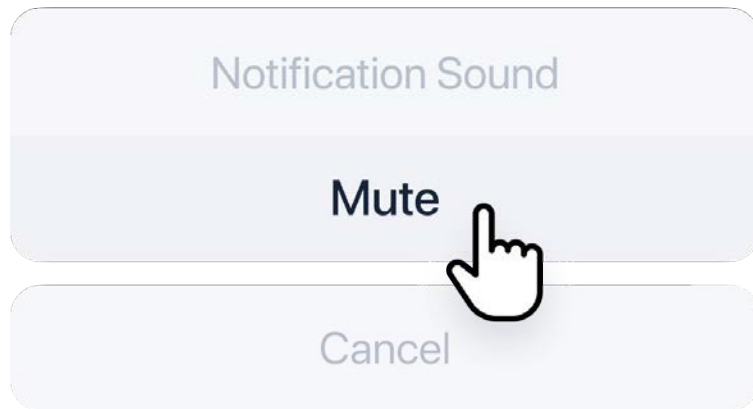
Select the search bar at the top of the Chats tab, and type in what you want to find. You can search for people, phrases, organisations, locations, professions, and more.

Your search results can be determined by your verification status. Make sure to get verified if you want to search the entirety of Siilo.



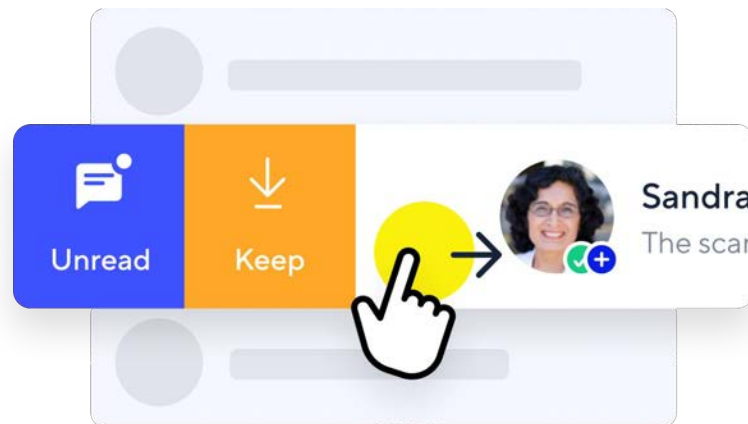
Mute a chat

Prevent push notifications from certain groups' or members' chats when they become interruptive to your daily work.



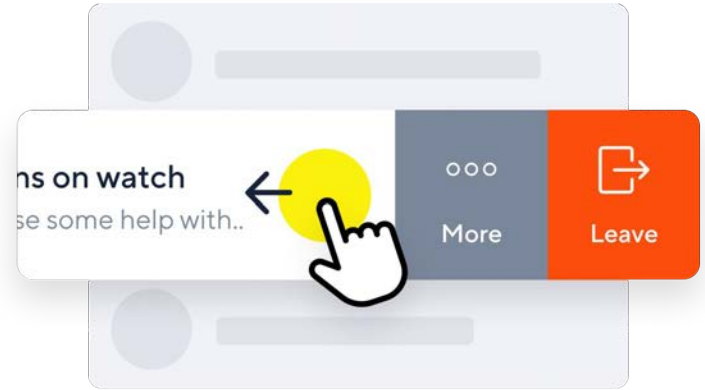
Preserve chats

Mark a conversation as unread so that you can come back to a message when you next have time, and prevent your entire chat history from being deleted every 30 days so you can refer back to your messages whenever you need.




Leave a group

Exit group conversations that are no longer relevant to your interests or work in order to keep your chats neat and organised.



Network tab





Network tab

Collaborate with experts and institutions

① Organisation Network

If you are a member of a hospital, care organisation, or medical association that keeps an account with Siilo, access them here.

② People from your network

Quickly connect with people you may know through this list of contacts. People who appear in this list are collected from your uploaded address book and from address books of other users who have your phone number. This information is only used to create a contact list that better facilitates an interconnected Siilo experience.

Network

① St. Catherine's Hospital



Contacts



Information



News



Discussions

② People from your network >



Ellen Johnson
Surgeon



David Williams
Cardiologist

Organisation Address Book

Connect and collaborate with colleagues throughout your institution on topics relevant to you.

We recommend organisational networks to hospitals, clinics, and medical associations that are looking to bring their institutions into compliance. [Contact your Siilo Specialist](#) to learn more about introducing Siilo at an organisational level.

St. Catherine's Hospital



Ellen Johnson
Surgeon



Helena Mercer
GP



David Williams
Cardiologist




Tom Brown
Surgeon

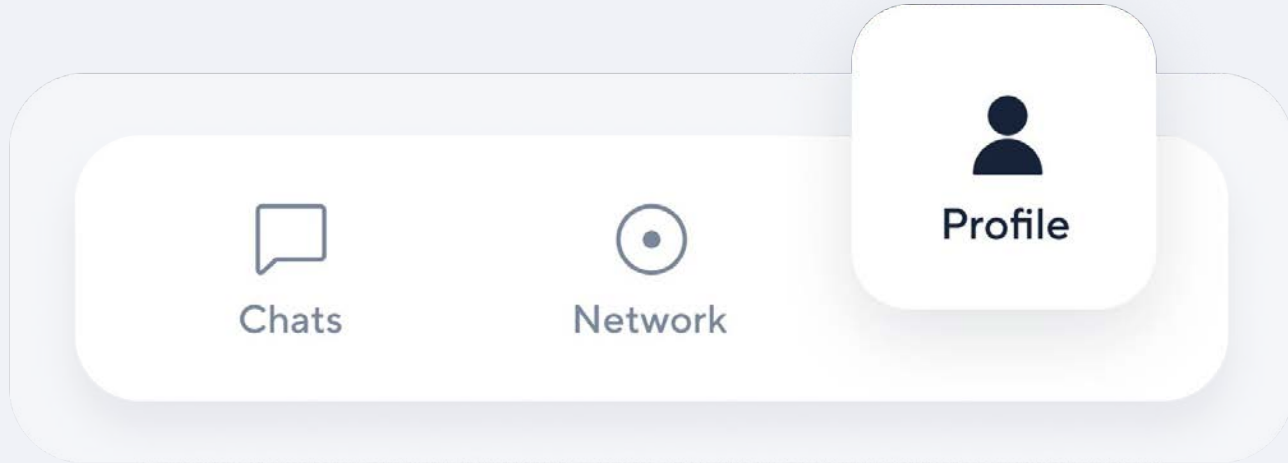
People from your network


Connect with colleagues from personal networks, organisation, or association networks, and the wider Siilo user base without needing personal details

The Siilo Medical Directory can only be accessed if you are verified as a medical professional. It can be found in the Network tab beneath any organisations you are associated with over Siilo.



Profile tab

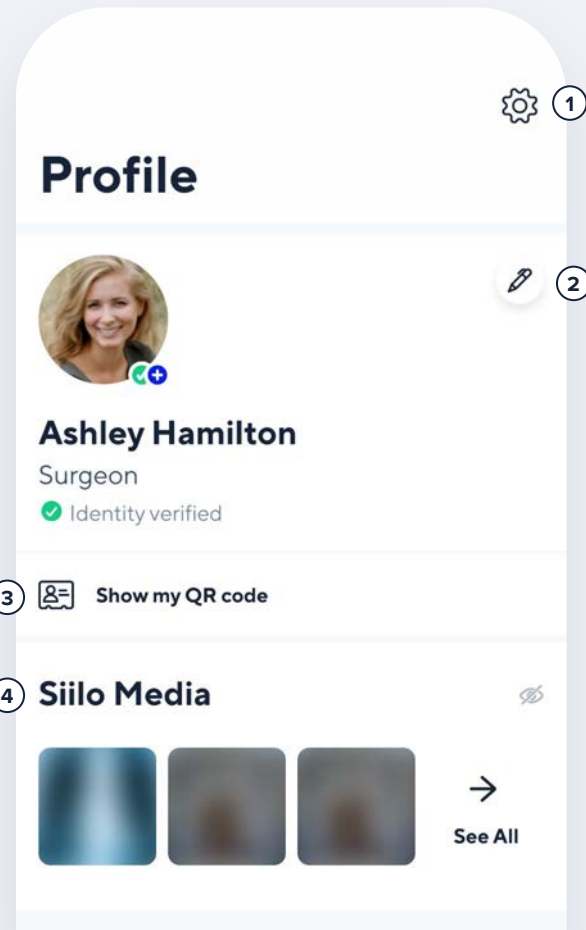




Profile tab



Provide accurate information about yourself


- 1 Settings**
Adjust your notifications, change your PIN code, control your privacy settings, and access FAQs in the app here.
- 2 Edit your Profile**
Increase your visibility on Siilo by filling in your profile. Add your title, workplace, specialisations, and more.
- 3 Show my QR Code**
Generate a unique personal QR code for you to share or for colleagues to scan so you can connect faster.
- 4 Siilo Media**
Separate personal and professional content with the separate media library.



Profiles

Build a robust profile with all the key information that makes it easy for new contacts to find you. Increase your visibility on Siilo by filling in your title, workplace, specialisations, and more.





Ashley Hamilton

Headline
Surgeon

Profession
Orthopedic Surgeon

Workplace
St. Catherine's Hospital - London

Show QR code

Invite colleagues to connect with you by sharing your unique QR code via email, SMS, or messenger. They will be prompted to download Siilo if they are not already registered on the app. Colleagues can also scan this code with their Siilo QR Code Scanner.



Ashley Hamilton

Orthopedic Surgeon



<https://app-siilo.com/qr/Ow1j929a>

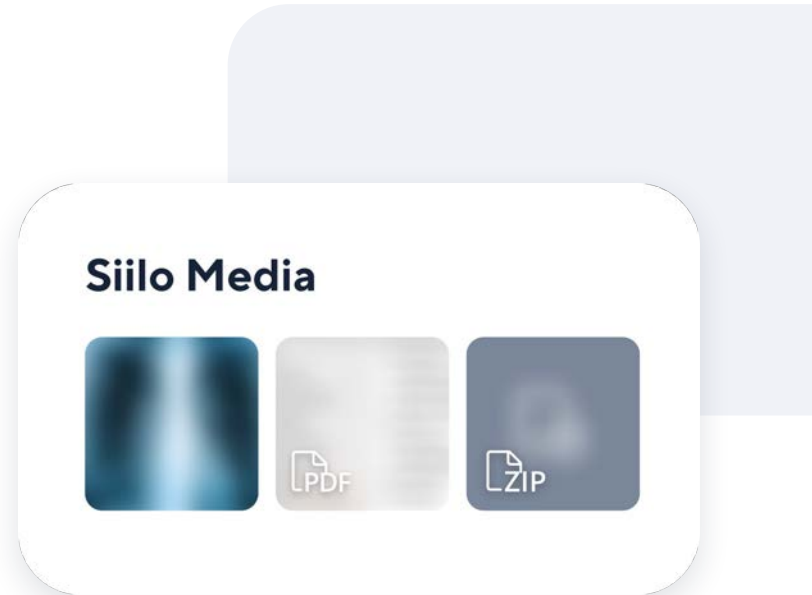


Share link

Siilo Media

Any photos, videos, or files you upload to Siilo Media are stored separately from your device library. Data is synced between mobile and Siilo Web, so you have access to your media no matter which device you're using. Simply tap the (+) icon to upload media to Siilo.

Photos or videos taken with the Siilo Secure Camera will automatically be stored here.



④ Handy features

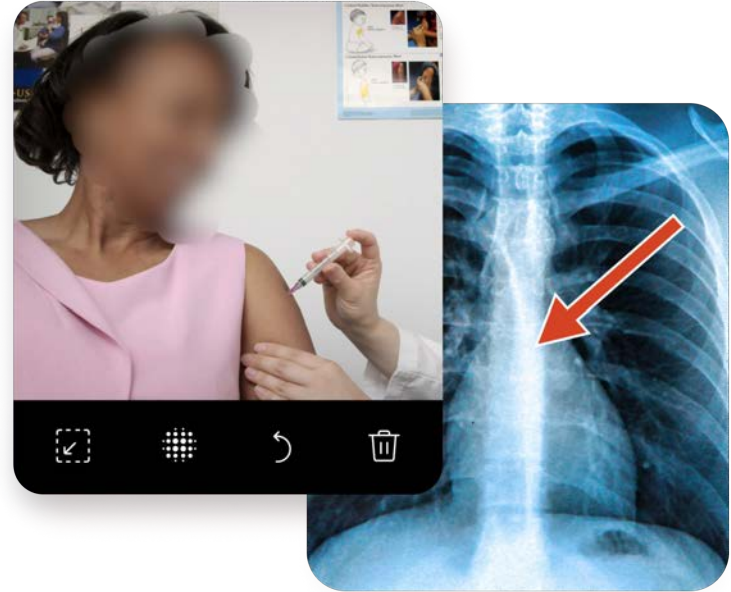
Voice & Video Calling

When texting is inconvenient or the discussion is urgent, connect instantly over a secure line with one-on-one voice calling or video conferencing.



Arrow and Blur Tools

Point out important details in photos or files sent to other colleagues with the Arrow tool, or anonymise patient information to preserve confidentiality with Blur.



Cases

Create separate files within a general chat to keep patient- or treatment-specific information contained and exportable for later reference.



Hot STEMI

62yo male smoker with sudden onset CP.
Trop positive. Would like to receive some advice about treatment plan.



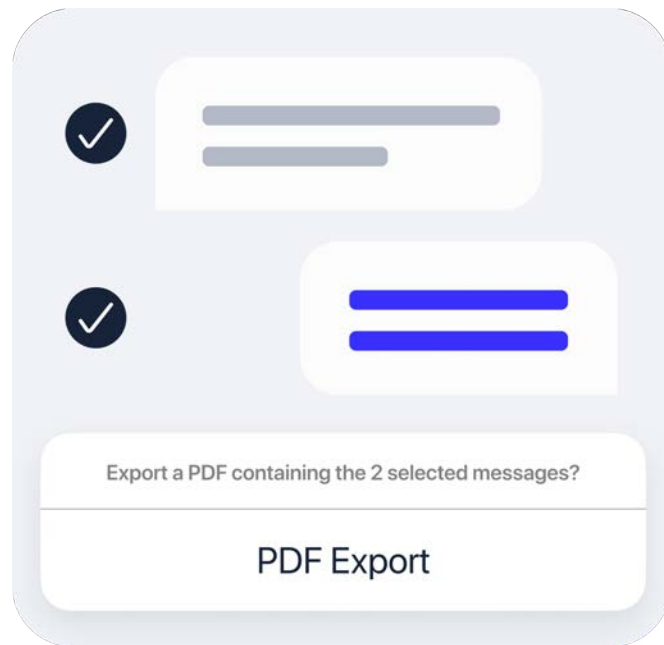
Cardiologist



Surgeon

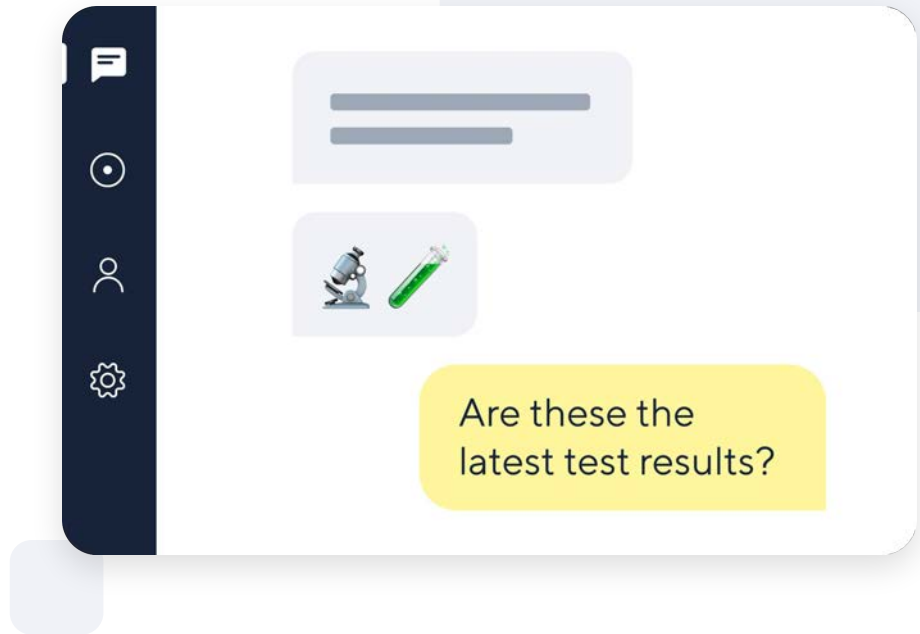
Export to PDF

Take your conversations and cases out of Siilo to share on other software used by your clinic, organisation, or association. The PDF saves into your **Siilo Media**, ensuring its security until you move it from the app.



Siilo Web

For healthcare professionals who spend time at their desks reviewing notes or analysing test results, [Siilo Web](#) extends the functionality of our mobile app with the familiarity of your desktop, so you can securely connect with colleagues.



5 Settings



Settings

Customise Siilo to fit your workflow

Notifications

Manage how you receive notifications for various aspects of the app, including sound, new people from your network, and SMS reminders.

Security

Change your PIN code and revoke access to Siilo Web remotely.

Privacy

Control how much of your activity is seen by other users, as well as enable anonymous crash reporting.

General

Find out your app version, write a review, and view our Privacy Policy and Terms of Service directly within Siilo.

Support

Check FAQs for app features and contact Team Siilo for assistance.



Settings



Dark Mode



Notifications



Security



Privacy



General



Support

Censor notifications

Ensure message privacy by censoring drop-down and lock screen notification bars

To prevent message content from being accidentally seen when you do not have your phone in hand, Siilo simply informs you that a colleague or group has sent you a message.



Private

Allow notifications & hide preview



SIILO

Tom Benson

sent you a message

EXAMPLE NOTIFICATION



Convenient

Allow notifications & show preview



SIILO

Tom Benson

I think Mrs Jones needs a scan

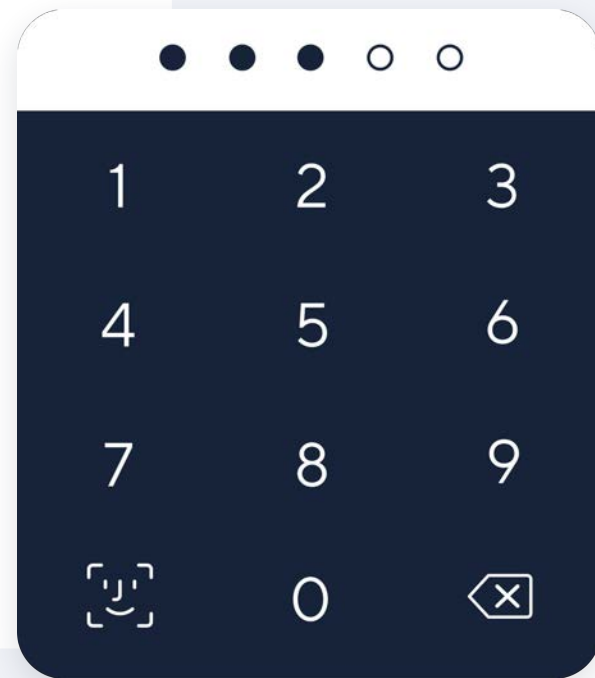
EXAMPLE NOTIFICATION

PIN code

Secure your conversations and data with a mandatory PIN code that locks the app

At registration, you will be asked to provide a PIN code to protect the information you exchange within the app. This safeguards your data from being accessed by other.

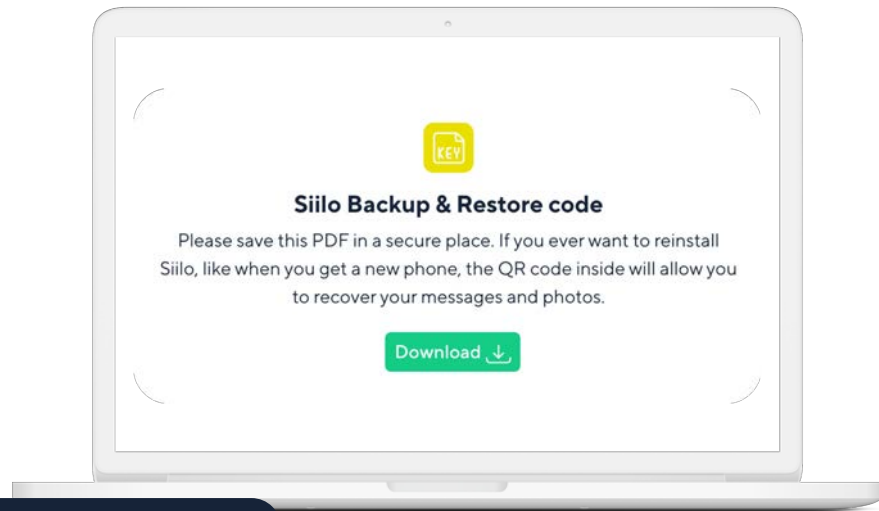
Do not forget your code. Team Siilo will not be able to unlock your app remotely.



Backup & Restore

Preserve Siilo data with a personal code in the event of a lost or updated device or a re-installation of the app

The Backup and Restore code guarantees that you can recover your conversations and media if you lose access to your Siilo account for any reason. Scanning this code with your Siilo app during the re-registration process will allow you to recover your Siilo data.



IMPORTANT: Downloading a new code automatically invalidates the previous one. Make sure you keep track of your most up-to-date download.

FAQs








Find answers to common questions about the Siilo app's functionalities

You can reach out to Team Siilo directly, view a selection of short YouTube tutorials, or read through our FAQs to find the answers you're looking for. In addition, you can request for Team Siilo to delete your account if necessary.



Support

Basic

- Send a connection request on Siilo 
- Start a 1 on 1 conversation 
- Start a group conversation 
- Share photos and other files in a chat 
- Start a voice or video call 
- Invite others to a group 
- Mute, delete or keep a chat 

Advanced

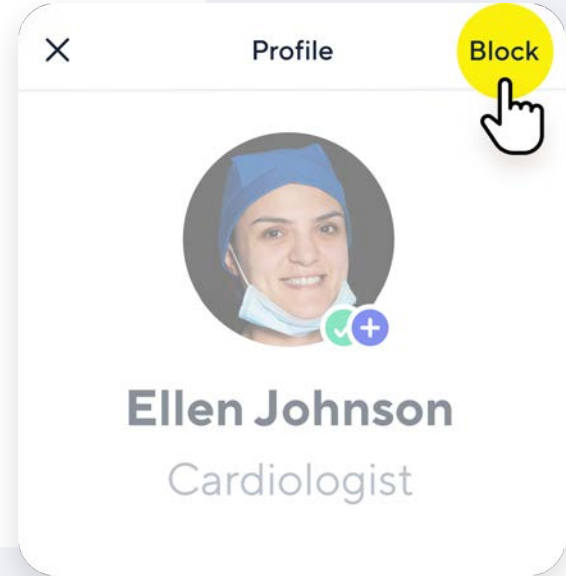
- Use Siilo on your computer 

⑥ Security features

Block user

Cut off contact with another Siilo user if communication is unwanted for whatever reason

A blocked user cannot send you messages or make voice/video calls to you. Please report any user you believe to be spamming or fraudulent to Team Siilo.



Face & Touch ID

Secure Siilo beyond the PIN code with facial and fingerprint recognition

You can give Siilo permission to use these security features during registration. If you choose not to enable them straight away, you can always activate touch or facial ID security from your device settings.

